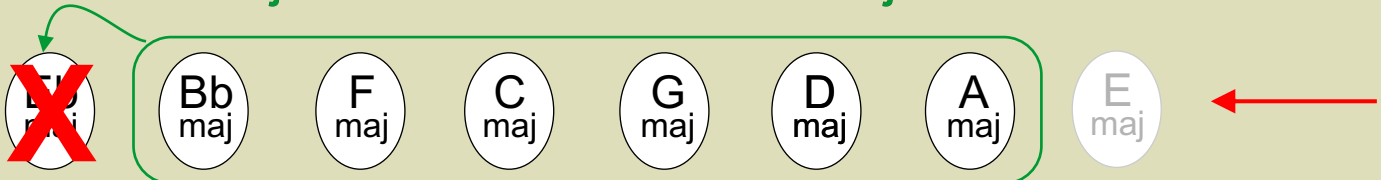


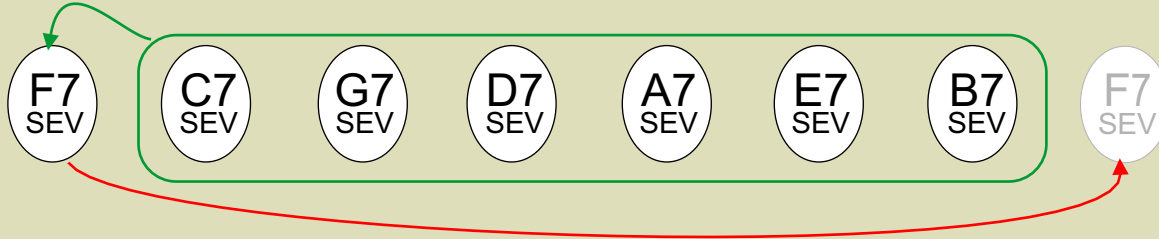
Reconfiguring Standard 21-Chord Autoharp with E, F#m, and Bm Chord Bars - Basic

Remove Eb. Move all other top-row chords to the left so that Bb is at the left edge.

Insert E major chord bar where the A major chord bar was.

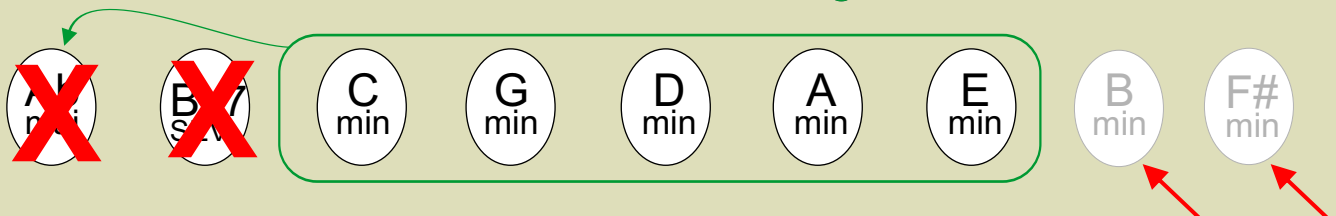


If you want to keep relative key positions the same, move the F7 to the right end of the second row. and move the other keys to the right. No, you won't play the F7 there, but that will keep the relationships between the top-row and middle-row buttons the same.



Remove Ab and Bb7. Move all other bottom-row chords to the left that Cm is the left-most bottom-row chord.

Insert Bm and F#m chord bars on the right end of the row.



Do NOT disassemble your autoharp over shag carpet!